



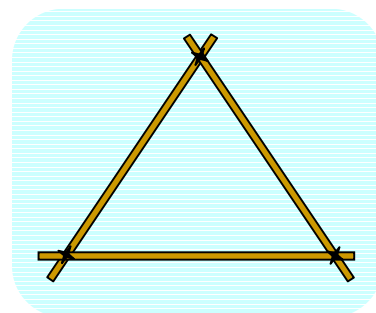
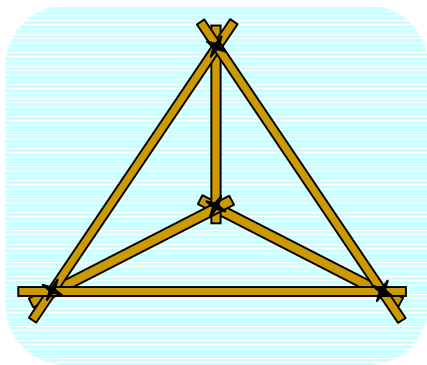
Pyramid Catapult

You will need

- 6 garden canes
- plastic cup
- elastic bands
- marshmallows
- pencil
- blu tac or plasticine

Method

1. Arrange 3 of the garden canes into a triangle with the ends over lapping, secure the ends using the elastic bands.

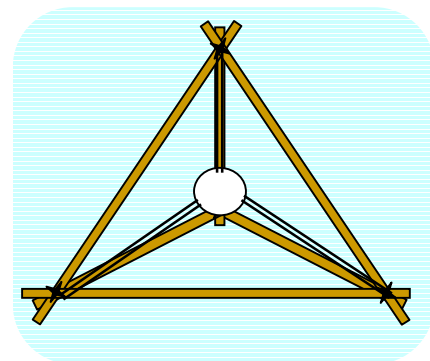


2. Using the 3 remaining canes, attach a cane at each joint, then join these 3 canes together to give a free-standing pyramid shape

3. Using the blu tac and pencil make a hole in the top of the plastic cup, then make 2 more holes in the cup so that you have 3 holes in the cup equally spread around the rim.

4. Pass elastic bands through the holes and tie them on. Attach the free ends of the elastic bands to the 3 corners of the pyramid so that the cup is suspended in the centre.

5. Fire the catapult by placing a marshmallow inside the cup then pulling it back and letting go.



Things to think about

- How far does your catapult fire?
- How could you alter it so it fires further?
- What other modifications could you make to the design to make more effective?